

Dear Friend:

Thank you very much for choosing InnoGlass products!

Pls read this warning before to use the products, very important!

If you have any question or help, pls feel free to contact us !

Thanks  
InnoGlass

## 1. Work Voltage:

Use the working voltage based on our products requirement, don't more than that; Don't use other type and high voltage power, we suggest you use our transformer ;

**Note:pls check our products label, there have the voltage requirement!**

## 2. Silicon Sealant Glue:

Our film and glass can't use acid glue to seal the glass or film edge and busbar, you must use the neutral silicon glue, we suggest use TOSHIBA 381;

**Note: 1.must use neutral silicon sealant;**

**2. silicon sealant glue no shrink when dried;**

**3. silicon sealant without organic solvent;**




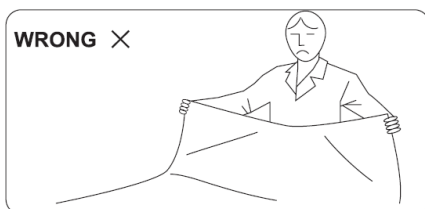

## 3. Film and Glass Clean:

Don't use water to clean the film or glass, pls use alcohol;

## 4. Film Handle:


The film can't be fold, if fold easy damage, the film will be not work;

The film should be roll station or flat on the flat table;



## 5. Busbar:

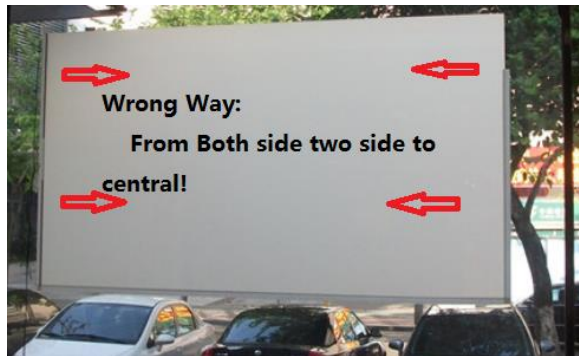
Don't pull the busbar wire, the busbar is easy to pull separate with the film or glass!  
Don't let two busbar wire shortcut !



## 6. Film Installation method:

When you install the self-adhesive film, pls from one side to another side, normally from the top side to the down side, don't stick from two side to the middle;

If stick from two side to central, in the central parts, there will have force stress on the film, the film will be damaged after long time;



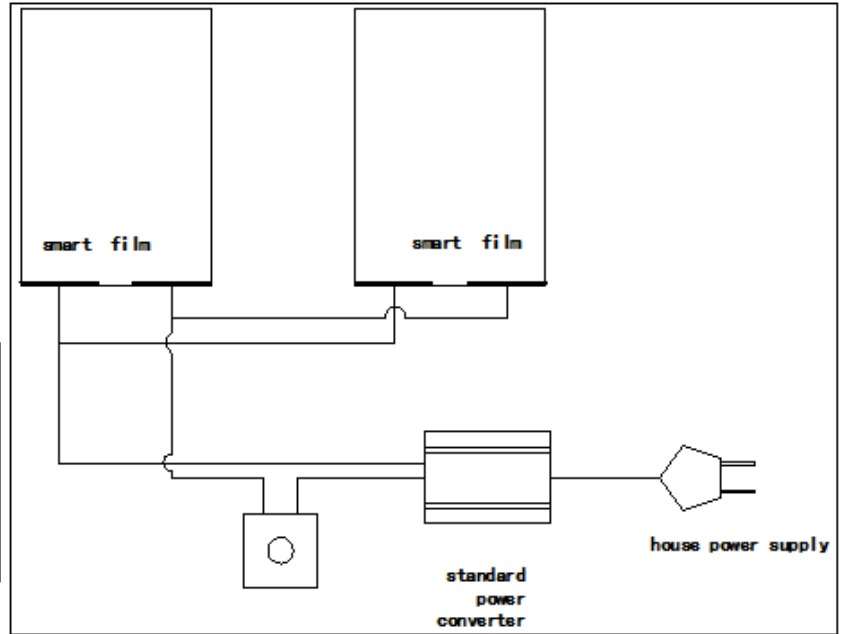
## 7. Remote Switch Battery:

Due the express company can't send the goods with any battery, so when you get the remote switch, pls find the right battery for the remote switch;



## 8. How to connect the transformer:

For house power connection:



Normal one pair busbar have 4 wire, one port have 2 wire, you only need connect one wire for one port, the one wire is spare;

## 5sqm House Transformer with Remote switch :

The remote control panel

The remote switch receiver

There have the "Output" label, this port wire connect the film;



The transformer


There have the label "Input" ,this plug need connect with the power,220V or 110V;

**10,20,30sqm House Transformer with Remote switch :**

There have the label "Input" ,this plug need connect with the power,220V or 110V;

The transformer

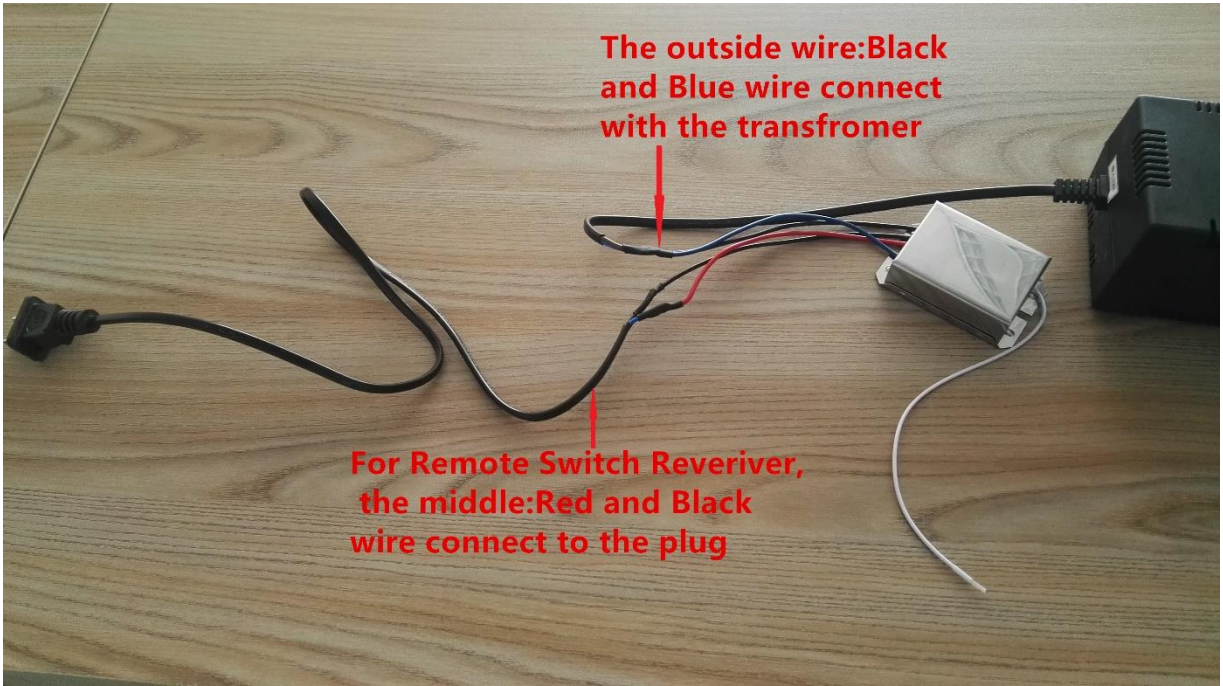
The remote switch receiver



There have the "Output" label, this port wire connect the film or glass,like red and black wire;



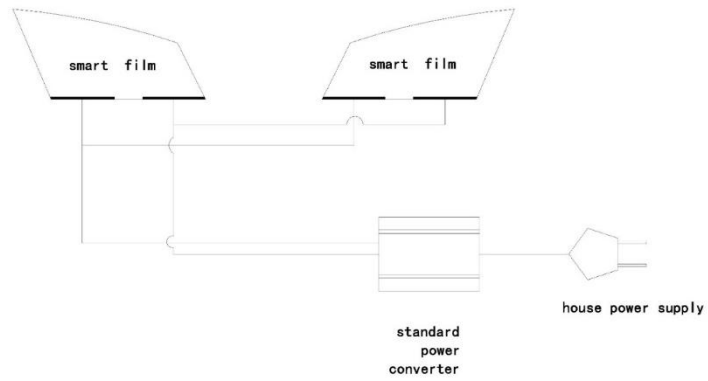
**The Remote Switch Receiver Connection Drawing:**



The outside wire:Black and Blue wire connect with the transformer

For Remote Switch Receiver, the middle:Red and Black wire connect to the plug

## For car power connection:



## 9. Non-adhesive film laminated process:

Pls use the EVA film without plasticizer to laminated the PDLC film, otherwise the plasticizer will react with the UV material of PDLC film;

InnoGlass Technology (Qingdao) Co.,Ltd  
2017.3